

District Type:

- School District
- Joint Agreement

ILLINOIS STATE BOARD OF EDUCATION
School Business Services Division

SCHOOL DISTRICT/JOINT AGREEMENT BUDGET FORM *
July 1, 2022 - June 30, 2023

Accounting Basis:

Cash

Balanced budget; no Deficit Reduction Plan is required.

Date of Amended Budget:

(MM/DD/YY)

District Name:

Oak Lawn CHSD 229

District RCDT No:

07-016-2290-16

If your FY2022 AFR states that you need to do a deficit reduction plan and your FY2023 budget is balanced, please state the measures you took to have your budget become balanced. (Bckgrnd-Assumpt 25-26)

Budget of Oak Lawn CHSD 229, County of Cook,
State of Illinois, for the Fiscal Year beginning July 1, 2022 and ending June 30, 2023.

WHEREAS the Board of Education of Oak Lawn CHSD 229,
County of Cook, State of Illinois, caused to be prepared in tentative form a budget, and the Secretary of this Board has made the same conveniently available to public inspection for at least thirty days prior to final action thereon;

AND WHEREAS a public hearing was held as to such budget on the 21 day of September, 2022, notice of said hearing was given at least thirty days prior thereto as required by law, and all other legal requirements have been complied with;




NOW, THEREFORE, Be it resolved by the Board of Education of said district as follows:

Section 1: That the fiscal year of this school district be and the same hereby is fixed and declared to be beginning July 1, 2022 and ending June 30, 2023.

Section 2: That the following budget containing an estimate of amounts available in each Fund, separately, and expenditures from each be and the same is hereby adopted as the budget of this school district for said fiscal year.

ADOPTION OF BUDGET

The budget shall be approved and signed below by members of the School Board. Adopted this 21 day of September, 2022 by a roll call vote of 5 Yeas, and 0 Nays, to wit:

** MEMBERS VOTING YEA:	** MEMBERS VOTING NAY:
	
	
	

* Based on the 23 Illinois Administrative Code-Part 100 and inconformity with Section 17-1 of the School Code.
 ** Type in the members who voted "YEA" nor "NAY". Actual school board member signatures are not required for electronic submission.
 (1) A certified copy of this document must be filed with the county clerk within 30 days of adoption as required by Section 18-50 of the Property Tax Code (35 ILCS 200/18-50).
 (2) Districts are required to submit the adopted/amended budget electronically to ISBE within 30 days of adoption or by October 30, whichever comes first. Budgets are submitted to School Finance Report (SFR): <https://sec1.isbe.net/attachmgr/default.aspx>
 Please type the member signatures before submitting to ISBE. We do not accept PDF copies.

	A	B	C	D	E	F	G	H	I	J	K	L
1	<i>Begin entering data on EstRev 6-11 and EstExp 12-20 tabs.</i>											
2	Description: Enter Whole Numbers Only	Acct #	(10) Educational	(20) Operations & Maintenance	(30) Debt Service	(40) Transportation	(50) Municipal Retirement/ Social Security	(60) Capital Projects	(70) Working Cash	(80) Tort	(90) Fire Prevention & Safety	
3	ESTIMATED BEGINNING FUND BALANCE (without Student Activity Funds) ¹ as of July 1, 2022		15,302,082	2,510,143	754,825	2,541,903	966,462	0	4,541,218	175,403	1,035,286	
4	RECEIPTS/REVENUES (without Student Activity Funds)											
5	LOCAL SOURCES	1000	22,125,400	3,007,100	2,625,100	1,015,100	806,200	0	169,100	3,100	15,100	
6	FLOW-THROUGH RECEIPTS/REVENUES FROM ONE DISTRICT TO ANOTHER DISTRICT	2000										
7	STATE SOURCES	3000	7,777,650	0	0	600,000	0	0	0	0	0	
8	FEDERAL SOURCES	4000	2,942,952	0	0	0	0	0	0	0	0	
9	Total Direct Receipts/Revenues ⁸		32,846,002	3,007,100	2,625,100	1,615,100	806,200	0	169,100	3,100	15,100	
10	Receipts/Revenues for "On Behalf" Payments ²	3998										
11	Total Receipts/Revenues		32,846,002	3,007,100	2,625,100	1,615,100	806,200	0	169,100	3,100	15,100	
12	DISBURSEMENTS/EXPENDITURES (without Student Activity Funds)											
13	INSTRUCTION	1000	15,961,257				260,457			0		
14	SUPPORT SERVICES	2000	11,064,707	4,895,498		1,603,100	586,909	0		0	100,000	
15	COMMUNITY SERVICES	3000	3,647	0		0	47			0		
16	PAYMENTS TO OTHER DISTRICTS & GOVT UNITS	4000	1,863,000	0	0	0	0	0		0	0	
17	DEBT SERVICES	5000	0	0	2,533,000	0	0			0	0	
18	PROVISION FOR CONTINGENCIES	6000	0	0	0	0	0			0	0	
19	Total Direct Disbursements/Expenditures ⁹		28,892,611	4,895,498	2,533,000	1,603,100	847,413	0		0	100,000	
20	Disbursements/Expenditures for "On Behalf" Payments ²	4180	0	0	0	0	0	0		0	0	
21	Total Disbursements/Expenditures		28,892,611	4,895,498	2,533,000	1,603,100	847,413	0		0	100,000	
22	Excess of Direct Receipts/Revenues Over (Under) Direct Disbursements/Expenditures		3,953,391	(1,888,398)	92,100	12,000	(41,213)	0	169,100	3,100	(84,900)	
23	OTHER SOURCES/USES OF FUNDS											
24	OTHER SOURCES OF FUNDS (7000)											
25	PERMANENT TRANSFER FROM VARIOUS FUNDS											
26	Abolishment the Working Cash Fund ¹⁶	7110										
27	Abatement of the Working Cash Fund ¹⁶	7110										
28	Transfer of Working Cash Fund Interest	7120										
29	Transfer Among Funds	7130										
30	Transfer of Interest	7140										
31	Transfer from Capital Projects Fund to O&M Fund	7150		0								
32	Transfer of Excess Fire Prev & Safety Tax & Interest ³ Proceeds to O&M Fund	7160		0								
33	Transfer of Excess Accumulated Fire Prev & Safety Bond and Int ^{3a} Proceeds to Debt Service Fund	7170			0							
34	SALE OF BONDS (7200)											
35	Prindpal on Bonds Sold ⁴	7210										
36	Premium on Bonds Sold	7220										
37	Accrued Interest on Bonds Sold	7230										
38	Sale or Compensation for Fixed Assets ⁵	7300										
39	Transfer to Debt Service to Pay Principal on GASB 87 Leases	7400			0							
40	Transfer to Debt Service to Pay Interest on GASB 87 Leases	7500			0							
41	Transfer to Debt Service Fund to Pay Principal on Revenue Bonds	7600			0							
42	Transfer to Debt Service Fund to Pay Interest on Revenue Bonds	7700			0							
43	Transfer to Capital Projects Fund	7800						0				
44	ISBE Loan Proceeds	7900										
45	Other Sources Not Classified Elsewhere	7990										
46	Total Other Sources of Funds ⁸		0	0	0	0	0	0	0	0	0	

	A	B	C	D	E	F	G	H	I	J	K	L
1	<i>Begin entering data on EstRev 6-11 and EstExp 12-20 tabs.</i>		(10)	(20)	(30)	(40)	(50)	(60)	(70)	(80)	(90)	
2	Description: Enter Whole Numbers Only	Acct #	Educational	Operations & Maintenance	Debt Service	Transportation	Municipal Retirement/ Social Security	Capital Projects	Working Cash	Tort	Fire Prevention & Safety	
47	OTHER USES OF FUNDS (8000)											
49	TRANSFER TO VARIOUS OTHER FUNDS (8100)											
50	Abolishment or Abatement of the Working Cash Fund ¹⁶	8110							0			
51	Transfer of Working Cash Fund Interest	8120							0			
52	Transfer Among Funds	8130										
53	Transfer of Interest ⁶	8140										
54	Transfer from Capital Projects Fund to O&M Fund	8150										
55	Transfer of Excess Fire Prev & Safety Tax & Interest ³ Proceeds to O&M Fund	8160										
56	Transfer of Excess Accumulated Fire Prev & Safety Bond ^{3a} and Int Proceeds to Debt Service Fund	8170										
57	Taxes Pledged to Pay Principal on GASB 87 Leases	8410										
58	Grants/Reimbursements Pledged to Pay Principal on GASB 87 Leases	8420										
59	Other Revenues Pledged to Pay Principal on GASB 87 Leases	8430										
60	Fund Balance Transfers Pledged to Pay Principal on GASB 87 Leases	8440										
61	Taxes Pledged to Pay Interest on GASB 87 Leases	8510										
62	Grants/Reimbursements Pledged to Pay Interest on GASB 87 Leases	8520										
63	Other Revenues Pledged to Pay Interest on GASB 87 Leases	8530										
64	Fund Balance Transfers Pledged to Pay Interest on GASB 87 Leases	8540										
65	Taxes Pledged to Pay Principal on Revenue Bonds	8610										
66	Grants/Reimbursements Pledged to Pay Principal on Revenue Bonds	8620										
67	Other Revenues Pledged to Pay Principal on Revenue Bonds	8630										
68	Fund Balance Transfers Pledged to Pay Principal on Revenue Bonds	8640										
69	Taxes Pledged to Pay Interest on Revenue Bonds	8710										
70	Grants/Reimbursements Pledged to Pay Interest on Revenue Bonds	8720										
71	Other Revenues Pledged to Pay Interest on Revenue Bonds	8730										
72	Fund Balance Transfers Pledged to Pay Interest on Revenue Bonds	8740										
73	Taxes Transferred to Pay for Capital Projects	8810										
74	Grants/Reimbursements Pledged to Pay for Capital Projects	8820										
75	Other Revenues Pledged to Pay for Capital Projects	8830										
76	Fund Balance Transfers Pledged to Pay for Capital Projects	8840										
77	Transfer to Debt Service Fund to Pay Principal on ISBE Loans	8910										
78	Other Uses Not Classified Elsewhere	8990										
79	Total Other Uses of Funds ³		0	0	0	0	0	0	0	0	0	0
80	Total Other Sources/Uses of Fund		0	0	0	0	0	0	0	0	0	0
81	ESTIMATED ENDING FUND BALANCE (without Student Activity Funds) as of June 30, 2023		19,255,473	621,745	846,925	2,553,903	925,249	0	4,710,318	178,503	950,386	
82												
83	Student Activity (Fund 11) ESTIMATED BEGINNING FUND BALANCE as of July 1, 2022		365,434									
84	RECEIPTS/REVENUES (For Student Activity Funds)											
85	Total Student Activity Direct Receipts/Revenues (Local Sources)	1799	720,521									
86	DISBURSEMENTS/EXPENDITURES (For Student Activity Funds)											
87	Total Student Activity Direct Disbursements/Expenditures	1999	754,609									
88	Excess of Direct Receipts/Revenues Over (Under) Direct Disbursements/Expenditures		(34,088)									
89	Student Activity ESTIMATED ENDING FUND BALANCE as of June 30, 2023		331,346									
90												

BUDGET SUMMARY

	A	B	C	D	E	F	G	H	I	J	K	L
1	<i>Begin entering data on EstRev 6-11 and EstExp 12-20 tabs.</i>											
2	Description: Enter Whole Numbers Only	Acct #	(10) Educational	(20) Operations & Maintenance	(30) Debt Service	(40) Transportation	(50) Municipal Retirement/ Social Security	(60) Capital Projects	(70) Working Cash	(80) Tort	(90) Fire Prevention & Safety	
91	Total ESTIMATED BEGINNING FUND BALANCE (All Sources Including Student Activity Funds) as of July 1, 2022		15,667,516	2,510,143	754,825	2,541,903	966,462	0	4,541,218	175,403	1,035,286	
92	RECEIPTS/REVENUES (All Sources with Student Activity Funds)											
93	LOCAL SOURCES	1000	22,845,921	3,007,100	2,625,100	1,015,100	806,200	0	169,100	3,100	15,100	
94	FLOW-THROUGH RECEIPTS/REVENUES FROM ONE DISTRICT TO ANOTHER DISTRICT	2000										
95	STATE SOURCES	3000	7,777,650	0	0	600,000	0	0	0	0	0	
96	FEDERAL SOURCES	4000	2,942,952	0	0	0	0	0	0	0	0	
97	Total Direct Receipts/Revenues⁸		33,566,523	3,007,100	2,625,100	1,615,100	806,200	0	169,100	3,100	15,100	
98	Receipts/Revenues for "On Behalf" Payments ²	3998	0	0	0	0	0	0	0	0	0	
99	Total Receipts/Revenues		33,566,523	3,007,100	2,625,100	1,615,100	806,200	0	169,100	3,100	15,100	
100	DISBURSEMENTS/EXPENDITURES (All Sources with Student Activity Funds)											
101	INSTRUCTION	1000	16,715,866				260,457			0		
102	SUPPORT SERVICES	2000	11,064,707	4,895,498		1,603,100	586,909	0		0	100,000	
103	COMMUNITY SERVICES	3000	3,647	0		0	47			0		
104	PAYMENTS TO OTHER DISTRICTS & GOVT UNITS	4000	1,863,000	0	0	0	0	0		0	0	
105	DEBT SERVICES	5000	0	0	2,533,000	0	0			0	0	
106	PROVISION FOR CONTINGENCIES	6000	0	0	0	0	0	0		0	0	
107	Total Direct Disbursements/Expenditures⁹		29,647,220	4,895,498	2,533,000	1,603,100	847,413	0		0	100,000	
108	Disbursements/Expenditures for "On Behalf" Payments ²	4180	0	0	0	0	0	0		0	0	
109	Total Disbursements/Expenditures		29,647,220	4,895,498	2,533,000	1,603,100	847,413	0		0	100,000	
110	Excess of Direct Receipts/Revenues Over (Under) Direct Disbursements/Expenditures		3,919,303	(1,888,398)	92,100	12,000	(41,213)	0	169,100	3,100	(84,900)	
111	OTHER SOURCES/USES OF FUNDS											
112	OTHER SOURCES OF FUNDS (7000)											
113	Total Other Sources of Funds⁸		0	0	0	0	0	0	0	0	0	
114	OTHER USES OF FUNDS (8000)											
116	Total Other Uses of Funds⁹		0	0	0	0	0	0	0	0	0	
117	Total Other Sources/Uses of Fund		0	0	0	0	0	0	0	0	0	
118	ESTIMATED ENDING FUND BALANCE (All Sources with Student Activity Funds) as of June 30, 2023		19,586,819	621,745	846,925	2,553,903	925,249	0	4,710,318	178,503	950,386	
120	SUMMARY OF EXPENDITURES Without Student Activity Funds (by Major Object)											
121	Description	Acct #	(10) Educational	(20) Operations & Maintenance	(30) Debt Service	(40) Transportation	(50) Municipal Retirement/ Social Security	(60) Capital Projects	(70) Working Cash	(80) Tort	(90) Fire Prevention & Safety	Total By Object
122	Object Name											
124	Salaries	100	18,753,192	1,359,498		0		0		0	0	20,112,690
125	Employee Benefits	200	3,428,996	0		0	847,413	0		0	0	4,276,409
126	Purchased Services	300	2,578,524	492,000	0	1,603,100		0		0	0	4,673,624
127	Supplies & Materials	400	1,081,399	635,000		0		0		0	20,000	1,736,399
128	Capital Outlay	500	508,500	2,409,000		0		0		0	80,000	2,997,500
129	Other Objects	600	2,542,000	0	2,533,000	0	0	0		0	0	5,075,000
130	Non-Capitalized Equipment	700	0	0		0		0		0	0	0
131	Termination Benefits	800	0	0		0				0		0
132	Total Expenditures		28,892,611	4,895,498	2,533,000	1,603,100	847,413	0		0	100,000	38,871,622

SUMMARY OF CASH TRANSACTIONS

	A	B	C	D	E	F	G	H	I	J	K
	Description: Enter Whole Numbers Only	Acct #	(10) Educational	(20) Operations & Maintenance	(30) Debt Service	(40) Transportation	(50) Municipal Retirement/ Social Security	(60) Capital Projects	(70) Working Cash	(80) Tort	(90) Fire Prevention & Safety
1											
2											
3	BEGINNING CASH BALANCE ON HAND (without Student Activity Funds)⁷ as of July 1, 2022										
4			15,302,082	2,510,143	754,825	2,541,903	966,462	0	4,541,218	175,403	1,035,286
5	OTHER RECEIPTS										
6	Interfund Loans Payable (Loans from Other Funds)	411									
7	Interfund Loans Receivable (Repayment of Loans)	141									
8	Notes and Warrants Payable	433									
9	Other Current Assets	199									
10	Total Other Receipts		0	0	0	0	0	0	0	0	0
11	Total Direct Receipts, Other Sources, & Other Receipts		32,846,002	3,007,100	2,625,100	1,615,100	806,200	0	169,100	3,100	15,100
12	Total Amount Available		48,148,084	5,517,243	3,379,925	4,157,003	1,772,662	0	4,710,318	178,503	1,050,386
13	Total Direct Disbursements & Other Uses⁹		28,892,611	4,895,498	2,533,000	1,603,100	847,413	0	0	0	100,000
14	OTHER DISBURSEMENTS										
15	Interfund Loans Receivable (Loans to Other Funds) ¹⁰	141									
16	Interfund Loans Payable (Repayment of Loans)	411									
17	Notes and Warrants Payable	433									
18	Other Current Liabilities	499									
19	Total Other Disbursements		0	0	0	0	0	0	0	0	0
20	Total Direct Disbursements, Other Uses, & Other Disbursements		28,892,611	4,895,498	2,533,000	1,603,100	847,413	0	0	0	100,000
21	ENDING CASH BALANCE ON HAND (without Student Activity Funds)⁷ as of June 30, 2023										
22			19,255,473	621,745	846,925	2,553,903	925,249	0	4,710,318	178,503	950,386
23	Activity Funds BEGINNING CASH BALANCE ON HAND⁷ as of July 1, 2022										
24			365,434								
25	Total Direct Receipts & Other Sources⁸		720,521								
26	Total Amount Available		1,085,955								
27	Total Direct Disbursements & Other Uses⁹		754,609								
28	Activity funds ENDING CASH BALANCE ON HAND⁷ as of June 30, 2023										
29			331,346								
29	Total BEGINNING CASH BALANCE ON HAND (with Student Activity Funds)⁷ as of July 1, 2022										
30			15,667,516	2,510,143	754,825	2,541,903	966,462	0	4,541,218	175,403	1,035,286
31	Total Direct Receipts & Other Sources⁸		33,566,523	3,007,100	2,625,100	1,615,100	806,200	0	169,100	3,100	15,100
32	Total Other Receipts		0	0	0	0	0	0	0	0	0
33	Total Direct Receipts, Other Sources, & Other Receipts		33,566,523	3,007,100	2,625,100	1,615,100	806,200	0	169,100	3,100	15,100
34	Total Amount Available		49,234,039	5,517,243	3,379,925	4,157,003	1,772,662	0	4,710,318	178,503	1,050,386
35	Total Direct Disbursements & Other Uses⁹		29,647,220	4,895,498	2,533,000	1,603,100	847,413	0	0	0	100,000
36	Total Other Disbursements		0	0	0	0	0	0	0	0	0
37	Total Direct Disbursements, Other Uses, & Other Disbursements		29,647,220	4,895,498	2,533,000	1,603,100	847,413	0	0	0	100,000
38	Total ENDING CASH BALANCE ON HAND (with Student Activity Funds)⁷ as of June 30, 2023										
39			19,586,819	621,745	846,925	2,553,903	925,249	0	4,710,318	178,503	950,386

	B	C	D	E	F	G	H	I	J	K	L
1	Description: Enter Whole Numbers Only	Acct #	(10) Educational	(20) Operations & Maintenance	(30) Debt Service	(40) Transportation	(50) Municipal Retirement/ Social Security	(60) Capital Projects	(70) Working Cash	(80) Tort	(90) Fire Prevention & Safety
3	RECEIPTS/REVENUES FROM LOCAL SOURCES (1000)										
4	AD VALOREM TAXES LEVIED BY LOCAL EDUCATION AGENCY	1100									
5	Designated Purposes Levies ^{11 (1110-1120)}	-	20,150,100	2,942,100	2,615,100	980,100	220,100		99,100	100	100
6	Leasing Purposes Levy ¹²	1130									
7	Special Education Purposes Levy	1140									
8	FICA and Medicare Only Levies	1150					539,100				
9	Area Vocational Construction Purposes Levy	1160									
10	Summer School Purposes Levy	1170									
11	Other Tax Levies (Describe & Itemize)	1190									
12	Total Ad Valorem Taxes Levied by District		20,150,100	2,942,100	2,615,100	980,100	759,200	0	99,100	100	100
13	PAYMENTS IN LIEU OF TAXES	1200									
14	Mobile Home Privilege Tax	1210									
15	Payments from Local Housing Authority	1220									
16	Corporate Personal Property Replacement Taxes ¹³	1230	1,000,000				32,000				
17	Other Payments in Lieu of Taxes (Describe & Itemize)	1290									
18	Total Payments in Lieu of Taxes		1,000,000	0	0	0	32,000	0	0	0	0
19	TUITION	1300									
20	Regular Tuition from Pupils or Parents (In State)	1311	100								
21	Regular Tuition from Other Districts (In State)	1312									
22	Regular Tuition from Other Sources (In State)	1313									
23	Regular Tuition from Other Sources (Out of State)	1314									
24	Summer School Tuition from Pupils or Parents (In State)	1321	35,000								
25	Summer School Tuition from Other Districts (In State)	1322									
26	Summer School Tuition from Other Sources (In State)	1323									
27	Summer School Tuition from Other Sources (Out of State)	1324									
28	CTE Tuition from Pupils or Parents (In State)	1331									
29	CTE Tuition from Other Districts (In State)	1332									
30	CTE Tuition from Other Sources (In State)	1333									
31	CTE Tuition from Other Sources (Out of State)	1334									
32	Special Education Tuition from Pupils or Parents (In State)	1341									
33	Special Education Tuition from Other Districts (In State)	1342									
34	Special Education Tuition from Other Sources (In State)	1343									
35	Special Education Tuition from Other Sources (Out of State)	1344									
36	Adult Tuition from Pupils or Parents (In State)	1351									
37	Adult Tuition from Other Districts (In State)	1352									
38	Adult Tuition from Other Sources (In State)	1353									
39	Adult Tuition from Other Sources (Out of State)	1354									
40	Total Tuition		35,100								
41	TRANSPORTATION FEES	1400									
42	Regular Transportation Fees from Pupils or Parents (In State)	1411									
43	Regular Transportation Fees from Other Districts (In State)	1412									
44	Regular Transportation Fees from Other Sources (In State)	1413									
45	Regular Transportation Fees from Co-curricular Activities (In State)	1415									
46	Regular Transportation Fees from Other Sources (Out of State)	1416									
47	Summer School Transportation Fees from Pupils or Parents (In State)	1421									
48	Summer School Transportation Fees from Other Districts (In State)	1422									
49	Summer School Transportation Fees from Other Sources (In State)	1423									
50	Summer School Transportation Fees from Other Sources (Out of State)	1424									
51	CTE Transportation Fees from Pupils or Parents (In State)	1431									
52	CTE Transportation Fees from Other Districts (In State)	1432									
53	CTE Transportation Fees from Other Sources (In State)	1433									
54	CTE Transportation Fees from Other Sources (Out of State)	1434									

	B	C	D	E	F	G	H	I	J	K	L
1	Description: Enter Whole Numbers Only	Acct #	(10) Educational	(20) Operations & Maintenance	(30) Debt Service	(40) Transportation	(50) Municipal Retirement/ Social Security	(60) Capital Projects	(70) Working Cash	(80) Tort	(90) Fire Prevention & Safety
2											
55	Special Education Transportation Fees from Pupils or Parents (In State)	1441									
56	Special Education Transportation Fees from Other Districts (In State)	1442									
57	Special Education Transportation Fees from Other Sources (In State)	1443									
58	Special Education Transportation Fees from Other Sources (Out of State)	1444									
59	Adult Transportation Fees from Pupils or Parents (In State)	1451									
60	Adult Transportation Fees from Other Districts (In State)	1452									
61	Adult Transportation Fees from Other Sources (In State)	1453									
62	Adult Transportation Fees from Other Sources (Out of State)	1454									
63	Total Transportation Fees					0					
64	EARNINGS ON INVESTMENTS	1500									
65	Interest on Investments	1510	200,000	35,000	10,000	35,000	15,000		70,000	3,000	15,000
66	Gain or Loss on Sale of Investments	1520									
67	Total Earnings on Investments		200,000	35,000	10,000	35,000	15,000	0	70,000	3,000	15,000
68	FOOD SERVICE	1600									
69	Sales to Pupils - Lunch	1611									
70	Sales to Pupils - Breakfast	1612									
71	Sales to Pupils - A la Carte	1613	250,000								
72	Sales to Pupils - Other (Describe & Itemize)	1614									
73	Sales to Adults	1620									
74	Other Food Service (Describe & Itemize)	1690									
75	Total Food Service		250,000								
76	DISTRICT/SCHOOL ACTIVITY INCOME	1700									
77	Admissions - Athletic	1711	25,000								
78	Admissions - Other	1719									
79	Fees	1720	100								
80	Book Store Sales	1730	1,000								
81	Other District/School Activity Revenue (Describe & Itemize)	1790	100								
82	Student Activity Fund Revenues	1799	720,521								
83	Total District/School Activity Income (without Student Activity Funds 1799)		26,200		0						
84	Total District/School Activity Income (with Student Activity Funds 1799)		746,721								
85	TEXTBOOK INCOME	1800									
86	Textbook Rentals - Regular Textbooks	1811	32,000								
87	Textbook Rentals - Summer School Textbooks	1812									
88	Textbook Rentals - Adult/Continuing Education Textbooks	1813									
89	Textbook Rentals - Other (Describe & Itemize)	1819									
90	Textbook Sales - Regular Textbooks	1821									
91	Textbook Sales - Summer School	1822									
92	Textbook Sales - Adult/Continuing Education	1823									
93	Textbook Sales - Other (Describe & Itemize)	1829									
94	Other Textbook Income (Describe & Itemize)	1890									
95	Total Textbooks		32,000								

	B	C	D	E	F	G	H	I	J	K	L
1	Description: Enter Whole Numbers Only	Acct #	(10) Educational	(20) Operations & Maintenance	(30) Debt Service	(40) Transportation	(50) Municipal Retirement/ Social Security	(60) Capital Projects	(70) Working Cash	(80) Tort	(90) Fire Prevention & Safety
2											
96	OTHER REVENUE FROM LOCAL SOURCES	1900									
97	Rentals	1910	112,000								
98	Contributions and Donations from Private Sources	1920									
99	Impact Fees from Municipal or County Governments	1930									
100	Services Provided Other Districts	1940									
101	Refund of Prior Years' Expenditures	1950	155,000	10,000							
102	Payments of Surplus Moneys from TIF Districts	1960									
103	Drivers' Education Fees	1970	44,000								
104	Proceeds from Vendors' Contracts	1980									
105	School Facility Occupation Tax Proceeds	1983									
106	Payment from Other Districts	1991									
107	Sale of Vocational Projects	1992									
108	Other Local Fees (Describe & Itemize)	1993	38,000								
109	Other Local Revenues (Describe & Itemize)	1999	83,000	20,000							
110	Total Other Revenue from Local Sources		432,000	30,000	0	0	0	0	0	0	0
111	Total Receipts/Revenues from Local Sources (without Student Activity Funds 1799)	1000	22,125,400	3,007,100	2,625,100	1,015,100	806,200	0	169,100	3,100	15,100
112	Total Receipts/Revenues from Local Sources (with Student Activity Funds 1799)		22,845,921								
FLOW-THROUGH RECEIPTS/REVENUES FROM ONE DISTRICT TO ANOTHER DISTRICT (2000)											
113											
114	Flow-Through Revenue from State Sources	2100									
115	Flow-Through Revenue from Federal Sources	2200									
116	Other Flow-Through Revenue (Describe & Itemize)	2300									
117	Total Flow-Through Receipts/Revenues From One District to Another District	2000	0	0		0	0				
RECEIPTS/REVENUES FROM STATE SOURCES (3000)											
118											
119	UNRESTRICTED GRANTS-IN-AID (3001-3099)										
120	Evidence Based Funding Formula (Section 18-8.15)	3001	7,287,950								
121	Reorganization Incentives (Accounts 3005-3021)	3005									
122	Fast Growth District Grants	3030									
123	Other Unrestricted Grants-In-Aid From State Sources (Describe & Itemize)	3099	100								
124	Total Unrestricted Grants-In-Aid		7,288,050	0	0	0	0	0		0	0
125	RESTRICTED GRANTS-IN-AID (3100-3900)										
126	SPECIAL EDUCATION										
127	Special Education - Private Facility Tuition	3100	300,000								
128	Special Education - Funding for Children Requiring Sp Ed Services	3105									
129	Special Education - Personnel	3110									
130	Special Education - Orphanage - Individual	3120	40,000								
131	Special Education - Orphanage - Summer Individual	3130	100								
132	Special Education - Summer School	3145									
133	Special Education - Other (Describe & Itemize)	3199									
134	Total Special Education		340,100	0		0					
135	CAREER AND TECHNICAL EDUCATION (CTE)										
136	CTE - Technical Education - Tech Prep	3200									
137	CTE - Secondary Program Improvement (CTEI)	3220	73,000								
138	CTE - WECEP	3225									
139	CTE - Agriculture Education	3235									
140	CTE - Instructor Practicum	3240									
141	CTE - Student Organizations	3270									
142	CTE - Other (Describe & Itemize)	3299									
143	Total Career and Technical Education		73,000	0			0				

1	B	C	D	E	F	G	H	I	J	K	L
2	Description: Enter Whole Numbers Only	Acct #	(10) Educational	(20) Operations & Maintenance	(30) Debt Service	(40) Transportation	(50) Municipal Retirement/ Social Security	(60) Capital Projects	(70) Working Cash	(80) Tort	(90) Fire Prevention & Safety
144	BILINGUAL EDUCATION										
145	Bilingual Education - Downstate - TPI and TBE	3305	100								
146	Bilingual Education - Downstate - Transitional Bilingual Education	3310									
147	Total Bilingual Education		100				0				
148	State Free Lunch & Breakfast	3360									
149	School Breakfast Initiative	3365									
150	Driver Education	3370	75,000								
151	Adult Education (from ICCB)	3410									
152	Adult Education - Other (Describe & Itemize)	3499									
153	TRANSPORTATION										
154	Transportation - Regular and Vocational	3500									
155	Transportation - Special Education	3510				600,000					
156	Transportation - Other (Describe & Itemize)	3599									
157	Total Transportation		0	0		600,000	0				
158	Learning Improvement - Change Grants	3610									
159	Scientific Literacy	3660									
160	Truant Alternative/Optional Education	3695									
161	Early Childhood - Block Grant	3705									
162	Chicago General Education Block Grant	3766									
163	Chicago Educational Services Block Grant	3767									
164	School Safety & Educational Improvement Block Grant	3775									
165	Technology - Technology for Success	3780	0								
166	State Charter Schools	3815									
167	Extended Learning Opportunities - Summer Bridges	3825									
168	Infrastructure Improvements - Planning/Construction	3920									
169	School Infrastructure - Maintenance Projects	3925									
170	Other Restricted Revenue from State Sources (Describe & Itemize)	3999	1,400								
171	Total Restricted Grants-In-Aid		489,600	0	0	600,000	0	0	0	0	0
172	Total Receipts/Revenues from State Sources	3000	7,777,650	0	0	600,000	0	0	0	0	0
173	RECEIPTS/REVENUES FROM FEDERAL SOURCES (4000)										
174	UNRESTRICTED GRANTS-IN-AID RECEIVED DIRECTLY FROM FEDERAL GOVT. (4001-4009)										
175	Federal Impact Aid	4001									
176	Other Unrestricted Grants-In-Aid Received from Fed. Govt. (Describe & Itemize)	4009									
177	Total Unrestricted Grants-In-Aid Received Directly from Fed Govt		0	0	0	0	0	0	0	0	0
178	RESTRICTED GRANTS-IN-AID RECEIVED DIRECTLY FROM FEDERAL GOVT (4045-4090)										
179	Head Start	4045									
180	Construction (Impact Aid)	4050									
181	MAGNET	4060									
182	Other Restricted Grants-In-Aid Received from Fed. Govt. (Describe & Itemize)	4090									
183	Total Restricted Grants-In-Aid Received Directly from Federal Govt.		0	0		0	0	0			0
184	RESTRICTED GRANTS-IN-AID RECEIVED FROM FEDERAL GOVT. THRU THE STATE (4100-4999)										
185	TITLE V										
186	Title V - Flexibility and Accountability	4100									
187	Title V - SEA Projects	4105									
188	Title V - Rural Education Initiative (REI)	4107									
189	Title V - Other (Describe & Itemize)	4199									
190	Total Title V		0	0		0	0				

1	B	C	D	E	F	G	H	I	J	K	L
2	Description: Enter Whole Numbers Only	Acct #	(10) Educational	(20) Operations & Maintenance	(30) Debt Service	(40) Transportation	(50) Municipal Retirement/ Social Security	(60) Capital Projects	(70) Working Cash	(80) Tort	(90) Fire Prevention & Safety
191	FOOD SERVICE										
192	Breakfast Start-Up Expansion	4200									
193	National School Lunch Program	4210	230,000								
194	Special Milk Program	4215									
195	School Breakfast Program	4220	15,000								
196	Summer Food Service Admin/Program	4225									
197	Child and Adult Care Food Program	4226									
198	Fresh Fruit and Vegetables	4240									
199	Food Service - Other (Describe & Itemize)	4299									
200	Total Food Service		245,000				0				
201	TITLE I										
202	Title I - Low Income	4300	500,000								
203	Title I - Low Income - Neglected, Private	4305									
204	Title I - Migrant Education	4340									
205	Title I - Other (Describe & Itemize)	4399									
206	Total Title I		500,000	0		0	0				
207	TITLE IV										
208	Title IV - Student Support & Academic Enrichment Grant	4400	27,000								
209	Title IV - 21st Century	4421									
210	Title IV - Other (Describe & Itemize)	4499									
211	Total Title IV		27,000	0		0	0				
212	FEDERAL - SPECIAL EDUCATION										
213	Federal Special Education - Preschool Flow-Through	4600									
214	Federal Special Education - Preschool Discretionary	4605									
215	Federal Special Education - IDEA Flow Through	4620	400,000								
216	Federal Special Education - IDEA Room & Board	4625	100								
217	Federal Special Education - IDEA Discretionary	4630									
218	Federal Special Education - IDEA - Other (Describe & Itemize)	4699									
219	Total Federal Special Education		400,100	0		0	0				
220	CTE - PERKINS										
221	CTE - Perkins-Title III E Tech Prep	4770									
222	CTE - Other (Describe & Itemize)	4799	71,000								
223	Total CTE - Perkins		71,000	0			0				
224	Federal - Adult Education	4810									
225	ARRA - General State Aid - Education Stabilization	4850									
226	ARRA - Title I - Low Income	4851									
227	ARRA - Title I - Neglected, Private	4852									
228	ARRA - Title I - Delinquent, Private	4853									
229	ARRA - Title I - School Improvement (Part A)	4854									
230	ARRA - Title I - School Improvement (Section 1003g)	4855									
231	ARRA - IDEA - Part B - Preschool	4856									
232	ARRA - IDEA - Part B - Flow-Through	4857									
233	ARRA - Title IID - Technology - Formula	4860									
234	ARRA - Title IID - Technology - Competitive	4861									
235	ARRA - McKinney - Vento Homeless Education	4862									
236	ARRA - Child Nutrition Equipment Assistance	4863									
237	Impact Aid Formula Grants	4864									
238	Impact Aid Competitive Grants	4865									
239	Qualified Zone Academy Bond Tax Credits	4866									
240	Qualified School Construction Bond Credits	4867									
241	Build America Bond Tax Credits	4868									
242	Build America Bond Interest Reimbursement	4869									
243	ARRA - General State Aid - Other Government Services Stabilization	4870									

1	B	C	D	E	F	G	H	I	J	K	L
2	Description: Enter Whole Numbers Only	Acct #	(10) Educational	(20) Operations & Maintenance	(30) Debt Service	(40) Transportation	(50) Municipal Retirement/ Social Security	(60) Capital Projects	(70) Working Cash	(80) Tort	(90) Fire Prevention & Safety
244	Other ARRA Funds - II	4871									
245	Other ARRA Funds - III	4872									
246	Other ARRA Funds - IV	4873									
247	Other ARRA Funds - V	4874									
248	ARRA - Early Childhood	4875									
249	Other ARRA Funds - VII	4876									
250	Other ARRA Funds - VIII	4877									
251	Other ARRA Funds - IX	4878									
252	Other ARRA Funds - X	4879									
253	Other ARRA Funds - Ed Job Fund Program	4880									
254	Total Stimulus Programs		0	0	0	0	0	0		0	0
255	Race to the Top Program	4901									
256	Race to the Top - Preschool Expansion Grant	4902									
257	Title III - Instruction for English Learners & Immigrant Students	4905									
258	Title III - English Language Acquisition	4909									
259	McKinney Education for Homeless Children	4920									
260	Title II - Eisenhower - Professional Development Formula	4930									
261	Title II - Teacher Quality	4932	70,000								
262	Federal Charter Schools	4960									
263	State Assessment Grants	4981									
264	Grant for State Assessments and Related Activities	4982									
265	Medicaid Matching Funds - Administrative Outreach	4991	100								
266	Medicaid Matching Funds - Fee-For-Service Program	4992	25,000								
267	Other Restricted Grants Received from Fed. Govt. thru State <i>(Describe & Itemize)</i>	4998	1,604,752								
268	Total Restricted Grants-In-Aid Received from Federal Govt. Thru the State		2,942,952	0	0	0	0	0		0	0
269	TOTAL RECEIPTS/REVENUES FROM FEDERAL SOURCES	4000	2,942,952	0	0	0	0	0	0	0	0
270	TOTAL DIRECT RECEIPTS/REVENUES (without Student Activity Funds 1799)		32,846,002	3,007,100	2,625,100	1,615,100	806,200	0	169,100	3,100	15,100
271	TOTAL DIRECT RECEIPTS/REVENUES (with Student Activity Funds 1799)		33,566,523								

	B	C	D	E	F	G	H	I	J	K	L
1	Description: Enter Whole Numbers Only	Func#	(100) Salaries	(200) Employee Benefits	(300) Purchased Services	(400) Supplies & Materials	(500) Capital Outlay	(600) Other Objects	(700) Non-Capitalized Equipment	(800) Termination Benefits	(900) Total
2	10 - EDUCATIONAL FUND (ED)										
3	INSTRUCTION (ED)										
4	INSTRUCTION (ED)	1000									
5	Regular Programs	1100	8,572,636	148,145	221,463	544,999	320,500	27,000			9,834,743
6	Tuition Payment to Charter Schools	1115									0
7	Pre-K Programs	1125									0
8	Special Education Programs (Functions 1200 - 1220)	1200	2,097,882	23,992	354,900	4,800		1,000,000			3,481,574
9	Special Education Programs Pre-K	1225									0
10	Remedial and Supplemental Programs K-12	1250									0
11	Remedial and Supplemental Programs Pre-K	1275									0
12	Adult/Continuing Education Programs	1300									0
13	CTE Programs	1400	405,592	5,069							410,661
14	Interscholastic Programs	1500	972,851	8,873	287,500	116,500	13,000				1,398,724
15	Summer School Programs	1600	132,408	15,545		5,000					152,953
16	Gifted Programs	1650									0
17	Driver's Education Programs	1700	452,855	5,661							458,516
18	Bilingual Programs	1800	219,344	2,742	1,000	1,000					224,086
19	Truant Alternative & Optional Programs	1900									0
20	Pre-K Programs - Private Tuition	1910									0
21	Regular K-12 Programs Private Tuition	1911									0
22	Special Education Programs K-12 Private Tuition	1912									0
23	Special Education Programs Pre-K Tuition	1913									0
24	Remedial/Supplemental Programs K-12 Private Tuition	1914									0
25	Remedial/Supplemental Programs Pre-K Private Tuition	1915									0
26	Adult/Continuing Education Programs Private Tuition	1916									0
27	CTE Programs Private Tuition	1917									0
28	Interscholastic Programs Private Tuition	1918									0
29	Summer School Programs Private Tuition	1919									0
30	Gifted Programs Private Tuition	1920									0
31	Bilingual Programs Private Tuition	1921									0
32	Truants Alternative/Opt Ed Programs Private Tuition	1922									0
33	Student Activity Fund Expenditures	1999						754,609			754,609
34	Total Instruction¹⁴ (Without Student Activity Funds 1999)	1000	12,853,568	210,027	864,863	672,299	333,500	1,027,000	0	0	15,961,257
35	Total Instruction¹⁴ (With Student Activity Funds 1999)	1000	12,853,568	210,027	864,863	672,299	333,500	1,781,609	0	0	16,715,866
36	SUPPORT SERVICES (ED)										
37	Support Services - Pupil	2100									
38	Attendance & Social Work Services	2110	1,187,291	35,478							1,222,769
39	Guidance Services	2120	881,470	17,209	26,839	9,000					934,518
40	Health Services	2130	167,460	844		6,000					174,304
41	Psychological Services	2140	141,021	9,337							150,358
42	Speech Pathology & Audiology Services	2150									0
43	Other Support Services - Pupils (Describe & Itemize)	2190			10,000	16,000					26,000
44	Total Support Services - Pupil	2100	2,377,242	62,868	36,839	31,000	0	0	0	0	2,507,949
45	Support Services - Instructional Staff										
46	Improvement of Instruction Services	2210	1,395,050	72,105	69,000	65,000					1,601,155
47	Educational Media Services	2220	299,619	3,052	22,000	17,000	4,000				345,671
48	Assessment & Testing	2230			15,686	9,000					24,686
49	Total Support Services - Instructional Staff	2200	1,694,669	75,157	106,686	91,000	4,000	0	0	0	1,971,512
50	Support Services - General Administration										
51	Board of Education Services	2310			285,000	3,000		6,000			294,000
52	Executive Administration Services	2320	373,942	42,340	11,000	5,000		6,000			438,282
53	Special Area Administration Services	2330									0
54	Tort Immunity Services	2361, 2365			70,000						70,000
55	Total Support Services - General Administration	2300	373,942	42,340	366,000	8,000	0	12,000	0	0	802,282

	B	C	D	E	F	G	H	I	J	K	L
1	Description: Enter Whole Numbers Only	Funct #	(100) Salaries	(200) Employee Benefits	(300) Purchased Services	(400) Supplies & Materials	(500) Capital Outlay	(600) Other Objects	(700) Non-Capitalized Equipment	(800) Termination Benefits	(900) Total
56	Support Services - School Administration	2400									
57	Office of the Principal Services	2410	727,827	65,043		15,000					807,870
58	Other Support Services - School Administration <i>(Describe & Itemize)</i>	2490									0
59	Total Support Services - School Administration	2400	727,827	65,043	0	15,000	0	0	0	0	807,870
60	Support Services - Business	2500									
61	Direction of Business Support Services	2510	405,850	38,178	265,000	8,000	1,000	3,000			721,028
62	Fiscal Services	2520									0
63	Operation & Maintenance of Plant Services	2540									0
64	Pupil Transportation Services	2550									0
65	Food Services	2560			371,000	20,000	19,000				410,000
66	Internal Services	2570									0
67	Total Support Services - Business	2500	405,850	38,178	636,000	28,000	20,000	3,000	0	0	1,131,028
68	Support Services - Central	2600									
69	Direction of Central Support Services	2610									0
70	Planning, Research, Development & Evaluation Services	2620									0
71	Information Services	2630			6,136						6,136
72	Staff Services	2640		2,935,000	105,000	41,100	1,000				3,082,100
73	Data Processing Services	2660	316,830		91,000	195,000	150,000				752,830
74	Total Support Services - Central	2600	316,830	2,935,000	202,136	236,100	151,000	0	0	0	3,841,066
75	Other Support Services - Misc. <i>(Describe & Itemize)</i>	2900			3,000						3,000
76	Total Support Services	2000	5,896,360	3,218,586	1,350,661	409,100	175,000	15,000	0	0	11,064,707
77	COMMUNITY SERVICES (ED)	3000	3,264	383							3,647
78	PAYMENTS TO OTHER DIST & GOVT UNITS (ED)	4000									
79	Payments to Other Dist & Govt Units (In-State)	4100									
80	Payments for Regular Programs	4110									0
81	Payments for Special Education Programs	4120			334,000			1,500,000			1,834,000
82	Payments for Adult/Continuing Education Programs	4130									0
83	Payments for CTE Programs	4140									0
84	Payments for Community College Programs	4170									0
85	Other Payments to In-State Govt Units - Programs <i>(Describe & Itemize)</i>	4190									0
86	Total Payments to Other Dist & Govt Units (In-State)	4100			334,000			1,500,000			1,834,000
87	Payments for Regular Programs - Tuition	4210									0
88	Payments for Special Education Programs - Tuition	4220									0
89	Payments for Adult/Continuing Education Programs - Tuition	4230									0
90	Payments for CTE Programs - Tuition	4240									0
91	Payments for Community College Programs - Tuition	4270									0
92	Payments for Other Programs - Tuition	4280									0
93	Other Payments to In-State Govt Units - Tuition <i>(Describe & Itemize)</i>	4290									0
94	Total Payments to Other Dist & Govt Units - Tuition (In State)	4200						0			0
95	Payments for Regular Programs - Transfers	4310									0
96	Payments for Special Education Programs - Transfers	4320									0
97	Payments for Adult/Continuing Ed Programs - Transfers	4330									0
98	Payments for CTE Programs - Transfers	4340									0
99	Payments for Community College Program - Transfers	4370									0
100	Payments for Other Programs - Transfers	4380									0
101	Other Payments to In-State Govt Units - Transfers <i>(Describe & Itemize)</i>	4390									0
102	Total Payments to Other Dist & Govt Units-Transfers (In State)	4300			0			0			0
103	Payments to Other Dist & Govt Units (Out of State)	4400			29,000						29,000
104	Total Payments to Other Dist & Govt Units	4000			363,000			1,500,000			1,863,000

	B	C	D	E	F	G	H	I	J	K	L
1	Description: Enter Whole Numbers Only	Funct #	(100) Salaries	(200) Employee Benefits	(300) Purchased Services	(400) Supplies & Materials	(500) Capital Outlay	(600) Other Objects	(700) Non-Capitalized Equipment	(800) Termination Benefits	(900) Total
105	DEBT SERVICE (ED)	5000									
106	Debt Service - Interest on Short-Term Debt	5100									
107	Tax Anticipation Warrants	5110									0
108	Tax Anticipation Notes	5120									0
109	Corporate Personal Property Repl Tax Anticipated Notes	5130									0
110	State Aid Anticipation Certificates	5140									0
111	Other Interest on Short-Term Debt (Describe & Itemize)	5150									0
112	Total Debt Service - Interest on Short-Term Debt	5100						0			0
113	Debt Service - Interest on Long-Term Debt	5200									0
114	Total Debt Service	5000						0			0
115	PROVISION FOR CONTINGENCIES (ED)	6000									0
116	Total Direct Disbursements/Expenditures (without Student Activity Funds (1999))		18,753,192	3,428,996	2,578,524	1,081,399	508,500	2,542,000	0	0	28,892,611
117	Total Direct Disbursements/Expenditures (with Student Activity Funds (1999))		18,753,192	3,428,996	2,578,524	1,081,399	508,500	3,296,609	0	0	29,647,220
118	Excess (Deficiency) of Receipts/Revenues Over Disbursements/Expenditures (without Student Activity Funds 1999)										3,953,391
119	Excess (Deficiency) of Receipts/Revenues Over Disbursements/Expenditures (with Student Activity Funds 1999)										3,919,303
120											
121	20 - OPERATIONS AND MAINTENANCE FUND (O&M)										
122	SUPPORT SERVICES (O&M)	2000									
123	Support Services - Pupil	2100									
124	Other Support Services - Pupils (Describe & Itemize)	2190									0
125	Support Services - Business	2500									
126	Direction of Business Support Services	2510									0
127	Facilities Acquisition & Construction Services	2530			150,000		2,200,000				2,350,000
128	Operation & Maintenance of Plant Services	2540	1,359,498		342,000	635,000	209,000				2,545,498
129	Pupil Transportation Services	2550									0
130	Food Services	2560									0
131	Total Support Services - Business	2500	1,359,498	0	492,000	635,000	2,409,000	0	0	0	4,895,498
132	Other Support Services - Misc. (Describe & Itemize)	2900									0
133	Total Support Services	2000	1,359,498	0	492,000	635,000	2,409,000	0	0	0	4,895,498
134	COMMUNITY SERVICES (O&M)	3000									0
135	PAYMENTS TO OTHER DIST & GOVT UNITS (O&M)	4000									
136	Payments to Other Dist & Govt Units (In-State)	4100									
137	Payments for Regular Programs	4110									0
138	Payments for Special Education Programs	4120									0
139	Payments for CTE Program	4140									0
140	Other Payments to In-State Govt Units - Programs (Describe & Itemize)	4190									0
141	Total Payments to Other Dist & Govt Units (In-State)	4100						0			0
142	Payments to Other Dist & Govt Units (Out of State) ¹⁴	4400									0
143	Total Payments to Other Dist & Govt Unit	4000						0			0
144	DEBT SERVICE (O&M)	5000									
145	Debt Service - Interest on Short-Term Debt	5100									
146	Tax Anticipation Warrants	5110									0
147	Tax Anticipation Notes	5120									0
148	Corporate Personal Prop Repl Tax Anticipated Notes	5130									0
149	State Aid Anticipation Certificates	5140									0
150	Other Interest on Short-Term Debt (Describe & Itemize)	5150									0
151	Total Debt Service - Interest on Short-Term Debt	5100						0			0
152	Debt Service - Interest on Long-Term Debt	5200									0
153	Total Debt Service	5000						0			0
154	PROVISION FOR CONTINGENCIES (O&M)	6000									0
155	Total Direct Disbursements/Expenditures		1,359,498	0	492,000	635,000	2,409,000	0	0	0	4,895,498
156	Excess (Deficiency) of Receipts/Revenues Over Disbursements/Expenditures										(1,888,398)
157											
158	30 - DEBT SERVICE FUND (DS)										
159	PAYMENTS TO OTHER DIST & GOVT UNITS (DS)	4000									
160	Payments to Other Dist & Govt Units (In-State)	4100									

1	B	C	D	E	F	G	H	I	J	K	L
	Description: Enter Whole Numbers Only	Funct #	(100) Salaries	(200) Employee Benefits	(300) Purchased Services	(400) Supplies & Materials	(500) Capital Outlay	(600) Other Objects	(700) Non-Capitalized Equipment	(800) Termination Benefits	(900) Total
161	Payments for Regular Programs	4110									0
162	Payments for Special Education Programs	4120									0
163	Other Payments to In-State Govt Units - Programs (Describe & Itemize)	4190									0
164	Total Payments to Other Dist & Govt Units (In-State)	4000						0			0
165	DEBT SERVICE (DS)	5000									
166	Debt Service - Interest on Short-Term Debt	5100									
167	Tax Anticipation Warrants	5110									0
168	Tax Anticipation Notes	5120									0
169	Corporate Personal Prop Repl Tax Anticipation Notes	5130									0
170	State Aid Anticipation Certificates	5140									0
171	Other Interest on Short-Term Debt (Describe & Itemize)	5150									0
172	Total Debt Service - Interest On Short-Term Debt	5100						0			0
173	Debt Service - Interest on Long-Term Debt	5200						375,000			375,000
174	Debt Service - Payments of Principal on Long-Term Debt ¹⁵ (Lease/Purchase Principal Retired) (Describe & Itemize)	5300						2,135,000			2,135,000
175	Debt Service - Other (Describe & Itemize)	5400						23,000			23,000
176	Total Debt Service	5000			0			2,533,000			2,533,000
177	PROVISION FOR CONTINGENCIES (DS)	6000									0
178	Total Direct Disbursements/Expenditures				0			2,533,000			2,533,000
179	Excess (Deficiency) of Receipts/Revenues Over Disbursements/Expenditures										92,100
180											
181	40 - TRANSPORTATION FUND (TR)										
182	SUPPORT SERVICES (TR)	2000									
183	Support Services - Pupils	2100									
184	Other Support Services - Pupils (Describe & Itemize)	2190									0
185	Support Services - Business										
186	Pupil Transportation Services	2550			1,603,100						1,603,100
187	Other Support Services - Business (Describe & Itemize)	2900									0
188	Total Support Services	2000	0	0	1,603,100	0	0	0	0	0	1,603,100
189	COMMUNITY SERVICES (TR)	3000									0
190	PAYMENTS TO OTHER DIST & GOVT UNITS (TR)	4000									
191	Payments to Other Dist & Govt Units (In-State)	4100									
192	Payments for Regular Program	4110									0
193	Payments for Special Education Programs	4120									0
194	Payments for Adult/Continuing Education Programs	4130									0
195	Payments for CTE Programs	4140									0
196	Payments for Community College Programs	4170									0
197	Other Payments to In-State Govt Units - Programs (Describe & Itemize)	4190									0
198	Total Payments to Other Dist & Govt Units (In-State)	4100			0			0			0
199	Payments to Other Dist & Govt Units (Out-of-State) (Describe & Itemize)	4400									0
200	Total Payments to Other Dist & Govt Units	4000			0			0			0
201	DEBT SERVICE (TR)	5000									
202	Debt Service - Interest on Short-Term Debt	5100									
203	Tax Anticipation Warrants	5110									0
204	Tax Anticipation Notes	5120									0
205	Corporate Personal Prop Repl Tax Anticipation Notes	5130									0
206	State Aid Anticipation Certificates	5140									0
207	Other Interest on Short-Term Debt (Describe & Itemize)	5150									0
208	Total Debt Service - Interest On Short-Term Debt	5100						0			0
209	Debt Service - Interest on Long-Term Debt	5200									0
210	Debt Service - Payments of Principal on Long-Term Debt ¹⁵ (Lease/Purchase Principal Retired) (Describe & Itemize)	5300									0
211	Debt Service - Other (Describe & Itemize)	5400									0
212	Total Debt Service	5000						0			0
213	PROVISION FOR CONTINGENCIES (TR)	6000									0
214	Total Direct Disbursements/Expenditures		0	0	1,603,100	0	0	0	0	0	1,603,100
215	Excess (Deficiency) of Receipts/Revenues Over Disbursements/Expenditures										12,000
216											

1	B	C	D	E	F	G	H	I	J	K	L
2	Description: Enter Whole Numbers Only	Funct #	(100) Salaries	(200) Employee Benefits	(300) Purchased Services	(400) Supplies & Materials	(500) Capital Outlay	(600) Other Objects	(700) Non-Capitalized Equipment	(800) Termination Benefits	(900) Total
217	50 - MUNICIPAL RETIREMENT/SOC SEC FUND (MR/SS)										
218	INSTRUCTION (MR/SS)	1000									
219	Regular Program	1100		124,545							124,545
220	Pre-K Programs	1125									0
221	Special Education Programs (Functions 1200-1220)	1200		76,117							76,117
222	Special Education Programs Pre-K	1225									0
223	Remedial and Supplemental Programs K-12	1250									0
224	Remedial and Supplemental Programs Pre-K	1275									0
225	Adult/Continuing Education Programs	1300									0
226	CTE Programs	1400		5,881							5,881
227	Interscholastic Programs	1500		42,248							42,248
228	Summer School Programs	1600		1,920							1,920
229	Gifted Programs	1650									0
230	Driver's Education Programs	1700		6,566							6,566
231	Bilingual Programs	1800		3,180							3,180
232	Truant Alternative & Optional Programs	1900									0
233	Total Instruction	1000		260,457							260,457
234	SUPPORT SERVICES (MR/SS)	2000									
235	Support Services - Pupil	2100									
236	Attendance & Social Work Services	2110		85,377							85,377
237	Guidance Services	2120		27,931							27,931
238	Health Services	2130		16,318							16,318
239	Psychological Services	2140		2,045							2,045
240	Speech Pathology & Audiology Services	2150									0
241	Other Support Services - Pupils (Describe & Itemize)	2190									0
242	Total Support Services - Pupil	2100		131,671							131,671
243	Support Services - Instructional Staff	2200									
244	Improvement of Instruction Services	2210		40,221							40,221
245	Educational Media Services	2220		13,202							13,202
246	Assessment & Testing	2230									0
247	Total Support Services - Instructional Staff	2200		53,423							53,423
248	Support Services - General Administration	2300									
249	Board of Education Services	2310									0
250	Executive Administration Services	2320		24,140							24,140
251	Special Area Administrative Services	2330									0
252	Claims Paid from Self Insurance Fund	2361									0
253	Risk Management and Claims Services Payments	2365									0
254	Total Support Services - General Administration	2300		24,140							24,140
255	Support Services - School Administration	2400									
256	Office of the Principal Services	2410		46,350							46,350
257	Other Support Services - School Administration (Describe & Itemize)	2490									0
258	Total Support Services - School Administration	2400		46,350							46,350

	B	C	D	E	F	G	H	I	J	K	L
1	Description: Enter Whole Numbers Only	Funct #	(100)	(200)	(300)	(400)	(500)	(600)	(700)	(800)	(900)
2			Salaries	Employee Benefits	Purchased Services	Supplies & Materials	Capital Outlay	Other Objects	Non-Capitalized Equipment	Termination Benefits	Total
259	Support Services - Business	2500									
260	Direction of Business Support Services	2510		40,913							40,913
261	Fiscal Services	2520									0
262	Facilities Acquisition & Construction Services	2530									0
263	Operation & Maintenance of Plant Service	2540		235,252							235,252
264	Pupil Transportation Services	2550									0
265	Food Services	2560									0
266	Internal Services	2570									0
267	Total Support Services - Business	2500		276,165							276,165
268	Support Services - Central	2600									
269	Direction of Central Support Services	2610									0
270	Planning, Research, Development & Evaluation Services	2620									0
271	Information Services	2630									0
272	Staff Services	2640									0
273	Data Processing Services	2660		55,160							55,160
274	Total Support Services - Central	2600		55,160							55,160
275	Other Support Services - Misc. (Describe & Itemize)	2900									0
276	Total Support Services	2000		586,909							586,909
277	COMMUNITY SERVICES (MR/SS)	3000		47							47
278	PAYMENTS TO OTHER DIST & GOVT UNITS (MR/SS)	4000									0
279	Payments for Regular Programs	4110									0
280	Payments for Special Education Programs	4120									0
281	Payments for CTE Programs	4140									0
282	Total Payments to Other Dist & Govt Units	4000		0							0
283	DEBT SERVICE (MR/SS)	5000									0
284	Debt Service - Interest on Short-Term Debt	5100									0
285	Tax Anticipation Warrants	5110									0
286	Tax Anticipation Notes	5120									0
287	Corporate Personal Prop Repl Tax Anticipation Notes	5130									0
288	State Aid Anticipation Certificates	5140									0
289	Other Interest on Short-Term Debt (Describe & Itemize)	5150									0
290	Total Debt Service	5000						0			0
291	PROVISION FOR CONTINGENCIES (MR/SS)	6000									0
292	Total Direct Disbursements/Expenditures			847,413				0			847,413
293	Excess (Deficiency) of Receipts/Revenues Over Disbursements/Expenditures										(41,213)
295	60 - CAPITAL PROJECTS (CP)										
296	SUPPORT SERVICES (CP)	2000									
297	Support Services - Business										
298	Facilities Acquisition & Construction Services	2530									0
299	Other Support Services - Business (Describe & Itemize)	2900									0
300	Total Support Services	2000	0	0	0	0	0	0	0		0
301	PAYMENTS TO OTHER DIST & GOVT UNITS (CP)	4000									
302	Payments to Other Dist & Govt Units (In-State)	4100									
303	Payments to Regular Programs	4110									0
304	Payment for Special Education Programs	4120									0
305	Payment for CTE Programs	4140									0
306	Payments to Other Govt Units - Programs (In-State) (Describe & Itemize)	4190									0
307	Total Payments to Other Districts & Govt Units	4000			0			0			0
308	PROVISION FOR CONTINGENCIES (CP)	6000									0
309	Total Direct Disbursements/Expenditures		0	0	0	0	0	0	0		0
310	Excess (Deficiency) of Receipts/Revenues Over Disbursements/Expenditures										0
312	70 WORKING CASH FUND (WC)										
314	80 - TORT FUND (TF)										
315	INSTRUCTION (TF)	1000									
316	Regular Programs	1100									0
317	Tuition Payment to Charter Schools	1115									0
318	Pre-K Programs	1125									0

1	B	C	D	E	F	G	H	I	J	K	L
2	Description: Enter Whole Numbers Only	Funct #	(100) Salaries	(200) Employee Benefits	(300) Purchased Services	(400) Supplies & Materials	(500) Capital Outlay	(600) Other Objects	(700) Non-Capitalized Equipment	(800) Termination Benefits	(900) Total
319	Special Education Programs (Functions 1200 - 1220)	1200									0
320	Special Education Programs Pre-K	1225									0
321	Remedial and Supplemental Programs K-12	1250									0
322	Remedial and Supplemental Programs Pre-K	1275									0
323	Adult/Continuing Education Programs	1300									0
324	CTE Programs	1400									0
325	Interscholastic Programs	1500									0
326	Summer School Programs	1600									0
327	Gifted Programs	1650									0
328	Driver's Education Programs	1700									0
329	Bilingual Programs	1800									0
330	Truant Alternative & Optional Programs	1900									0
331	Pre-K Programs - Private Tuition	1910									0
332	Regular K-12 Programs Private Tuition	1911									0
333	Special Education Programs K-12 Private Tuition	1912									0
334	Special Education Programs Pre-K Tuition	1913									0
335	Remedial/Supplemental Programs K-12 Private Tuition	1914									0
336	Remedial/Supplemental Programs Pre-K Private Tuition	1915									0
337	Adult/Continuing Education Programs Private Tuition	1916									0
338	CTE Programs Private Tuition	1917									0
339	Interscholastic Programs Private Tuition	1918									0
340	Summer School Programs Private Tuition	1919									0
341	Gifted Programs Private Tuition	1920									0
342	Bilingual Programs Private Tuition	1921									0
343	Truants Alternative/Opt Ed Programs Private Tuition	1922									0
344	Total Instruction¹⁴	1000	0	0	0	0	0	0	0	0	0
345	SUPPORT SERVICES (TF)	2000									
346	Support Services - Pupil	2100									
347	Attendance & Social Work Services	2110									0
348	Guidance Services	2120									0
349	Health Services	2130									0
350	Psychological Services	2140									0
351	Speech Pathology & Audiology Services	2150									0
352	Other Support Services - Pupils (Describe & Itemize)	2190									0
353	Total Support Services - Pupil	2100	0	0	0	0	0	0	0	0	0
354	Support Services - Instructional Staff	2200									
355	Improvement of Instruction Services	2210									0
356	Educational Media Services	2220									0
357	Assessment & Testing	2230									0
358	Total Support Services - Instructional Staff	2200	0	0	0	0	0	0	0	0	0
359	Support Services - General Administration	2300									
360	Board of Education Services	2310									0
361	Executive Administration Services	2320									0
362	Special Area Administration Services	2330									0
363	Claims Paid from Self Insurance Fund	2361									0
364	Risk Management and Claims Services Payments	2365									0
365	Total Support Services - General Administration	2300	0	0	0	0	0	0	0	0	0

1	B	C	D	E	F	G	H	I	J	K	L
2	Description: Enter Whole Numbers Only	Funct #	(100) Salaries	(200) Employee Benefits	(300) Purchased Services	(400) Supplies & Materials	(500) Capital Outlay	(600) Other Objects	(700) Non-Capitalized Equipment	(800) Termination Benefits	(900) Total
366	Support Services - School Administration	2400									
367	Office of the Principal Services	2410									0
368	Other Support Services - School Administration <i>(Describe & Itemize)</i>	2490									0
369	Total Support Services - School Administration	2400	0	0	0	0	0	0	0	0	0
370	Support Services - Business	2500									
371	Direction of Business Support Services	2510									0
372	Fiscal Services	2520									0
373	Facilities Acquisition & Construction Services	2530									0
374	Operation & Maintenance of Plant Services	2540									0
375	Pupil Transportation Services	2550									0
376	Food Services	2560									0
377	Internal Services	2570									0
378	Total Support Services - Business	2500	0	0	0	0	0	0	0	0	0
379	Support Services - Central	2600									
380	Direction of Central Support Services	2610									0
381	Planning, Research, Development & Evaluation Services	2620									0
382	Information Services	2630									0
383	Staff Services	2640									0
384	Data Processing Services	2660									0
385	Total Support Services - Central	2600	0	0	0	0	0	0	0	0	0
386	Other Support Services - Misc. <i>(Describe & Itemize)</i>	2900									
387	Total Support Services	2000	0	0	0	0	0	0	0	0	0
388	COMMUNITY SERVICES (TF)	3000									
389	PAYMENTS TO OTHER DIST & GOVT UNITS (TF)	4000									
390	Payments to Other Dist & Govt Units (In-State)	4100									
391	Payments for Regular Programs	4110									0
392	Payments for Special Education Programs	4120									0
393	Payments for Adult/Continuing Education Programs	4130									0
394	Payments for CTE Programs	4140									0
395	Payments for Community College Programs	4170									0
396	Other Payments to In-State Govt Units - Programs <i>(Describe & Itemize)</i>	4190									0
397	Total Payments to Other Dist & Govt Units (In-State)	4100			0			0			0
398	Payments for Regular Programs - Tuition	4210									0
399	Payments for Special Education Programs - Tuition	4220									0
400	Payments for Adult/Continuing Education Programs - Tuition	4230									0
401	Payments for CTE Programs - Tuition	4240									0
402	Payments for Community College Programs - Tuition	4270									0
403	Payments for Other Programs - Tuition	4280									0
404	Other Payments to In-State Govt Units - Tuition <i>(Describe & Itemize)</i>	4290									0
405	Total Payments to Other Dist & Govt Units - Tuition (In State)	4200						0			0
406	Payments for Regular Programs - Transfers	4310									0
407	Payments for Special Education Programs - Transfers	4320									0
408	Payments for Adult/Continuing Ed Programs - Transfers	4330									0
409	Payments for CTE Programs - Transfers	4340									0
410	Payments for Community College Program - Transfers	4370									0
411	Payments for Other Programs - Transfers	4380									0
412	Other Payments to In-State Govt Units - Transfers <i>(Describe & Itemize)</i>	4390									0
413	Total Payments to Other Dist & Govt Units-Transfers (In State)	4300			0			0			0
414	Payments to Other Dist & Govt Units (Out of State)	4400									0
415	Total Payments to Other Dist & Govt Units	4000			0			0			0
416	DEBT SERVICE (TF)	5000									
417	Debt Service - Interest on Short-Term Debt										
418	Tax Anticipation Warrants	5110									0
419	Tax Anticipation Notes	5120									0
420	Corporate Personal Property Replacement Tax Anticipation Notes	5130									0
421	State Aid Anticipation Certificates	5140									0
422	Other Interest or Short-Term Debt <i>(Describe & Itemize)</i>	5150									0
423	Debt Service - Interest on Long-Term Debt	5200									
424	Debt Service - Payments of Principal on Long-Term Debt ¹⁵ (Lease/Purchase Principal Retired) <i>(Describe & Itemize)</i>	5300									0
425	Debt Service - Other <i>(Describe & Itemize)</i>	5400									0

ESTIMATED DISBURSEMENTS/EXPENDITURES

	B	C	D	E	F	G	H	I	J	K	L
1			(100)	(200)	(300)	(400)	(500)	(600)	(700)	(800)	(900)
2	Description: Enter Whole Numbers Only	Funct #	Salaries	Employee Benefits	Purchased Services	Supplies & Materials	Capital Outlay	Other Objects	Non-Capitalized Equipment	Termination Benefits	Total
426	Total Debt Service	5000			0			0			0

	B	C	D	E	F	G	H	I	J	K	L
1	Description: Enter Whole Numbers Only	Func #	(100) Salaries	(200) Employee Benefits	(300) Purchased Services	(400) Supplies & Materials	(500) Capital Outlay	(600) Other Objects	(700) Non-Capitalized Equipment	(800) Termination Benefits	(900) Total
427	PROVISION FOR CONTINGENCIES (TF)	6000									0
428	Total Direct Disbursements/Expenditures		0	0	0	0	0	0	0	0	0
429	Excess (Deficiency) of Receipts/Revenues Over Disbursements/Expenditures										3,100
431	90 - FIRE PREVENTION & SAFETY FUND (FP&S)										
432	SUPPORT SERVICES (FP&S)	2000									
433	Support Services - Business	2500									
434	Facilities Acquisition & Construction Services	2530									0
435	Operation & Maintenance of Plant Service	2540				20,000	80,000				100,000
436	Total Support Services - Business	2500	0	0	0	20,000	80,000	0	0		100,000
437	Other Support Services - Misc. (Describe & Itemize)	2900									0
438	Total Support Services	2000	0	0	0	20,000	80,000	0	0		100,000
439	PAYMENTS TO OTHER DISTRICTS & GOVT UNITS (FP&S)	4000									
440	Payments to Regular Programs	4110									0
441	Payments to Special Education Programs	4120									0
442	Other Payments to In-State Govt Units - Programs (Describe & Itemize)	4190									0
443	Total Payments to Other Districts & Govt Units (FPS)	4000						0			0
444	DEBT SERVICE (FP&S)	5000									
445	Debt Service - Interest on Short-Term Debt	5100									
446	Tax Anticipation Warrants	5110									0
447	Other Interest on Short-Term Debt (Describe & Itemize)	5150									0
448	Total Debt Service - Interest on Short-Term Debt	5100						0			0
449	Debt Service - Interest on Long-Term Debt	5200									0
450	Debt Service - Payments of Principal on Long-Term Debt ¹⁵ (Lease/Purchase Principal Retired) (Describe & Itemize)	5300									0
451	Total Debt Service	5000						0			0
452	PROVISIONS FOR CONTINGENCIES (FP&S)	6000									0
453	Total Direct Disbursements/Expenditures		0	0	0	20,000	80,000	0	0		100,000
454	Excess (Deficiency) of Receipts/Revenues Over Disbursements/Expenditures										(84,900)

10-4799	CTE - Other	Perkins Grant	\$71,000
10-4998	Other Restricted Grants Received from Fed. Govt. thru State	ESSER Grant Funds	#####
Estimated Expenditures			
10-2190	Other Support Services - Pupils	Graduation Related Expenses	\$26,000
10-2900	Other Support Services - Misc.	Athletic Conference Fees	\$3,000
30-5300	Debt Service - Payments of Principal on Long-Term Debt	Principal on Bonds	#####
30-5400	Debt Service - Other	Copier Leases	\$23,000

	A	B	C	D	E	F	G
1	DEFICIT BUDGET SUMMARY INFORMATION - Operating Funds Only (School Districts Only)						
2		Description	EDUCATIONAL FUND (10)	OPERATIONS & MAINTENANCE FUND (20)	TRANSPORTATION FUND (40)	WORKING CASH FUND (70)	TOTAL
3		Direct Revenues	32,846,002	3,007,100	1,615,100	169,100	37,637,302
4		Direct Expenditures	28,892,611	4,895,498	1,603,100		35,391,209
5		Difference	3,953,391	(1,888,398)	12,000	169,100	2,246,093
6		Estimated Fund Balance - June 30, 2023	19,255,473	621,745	2,553,903	4,710,318	27,141,439
7	Balanced budget; no Deficit Reduction Plan is required.						
8	<p><i>A deficit reduction plan is required if the local board of education adopts (or amends) the 2022-2023 school district budget in which the "operating funds" listed above result in direct revenues (line 9, BudgetSum 2-4) being less than direct expenditures (line 19, BudgetSum 2-4) by an amount equal to or greater than one-third (1/3) of the ending fund balance (line 81, BudgetSum 2-4).</i></p>						
9							
11	<p>Note: The balance is determined using only the four funds listed above. That is, if the estimated ending fund balance is less than three times the deficit spending, the district must adopt and file with ISBE a deficit reduction plan to balance the shortfall within three years.</p>						
13	<p>Per School Code (105 ILCS 5/17-1) - If the Deficit AFR Summary Information tab from the 2021-2022 Annual Financial Report (AFR) reflects a deficit as defined above, then the school district shall adopt and submit a deficit reduction plan (found here on page 23-27) to ISBE within 30 days after acceptance of the AFR.</p>						
14							
15	<p>The deficit reduction plan, if required, is developed using ISBE guidelines and format.</p>						

ILLINOIS STATE BOARD OF EDUCATION
School Business Services Division

	A	B	C	D	E	F	G	H	I	J	K	L	
1	*School Districts Only		DEFICIT REDUCTION PLAN ESTIMATED BUDGET FY2022-2023					ESTIMATED BUDGET FY2023-2024					
2	7016229016												
3	District Number												
4	Oak Lawn CHSD 229												
5	District Name												
6			Educational Fund	Operations & Maintenance Fund	Transportation Fund	Working Cash Fund	Total	Educational Fund	Operations & Maintenance Fund	Transportation Fund	Working Cash Fund	Total	
7	ESTIMATED BEGINNING FUND BALANCE (must equal prior Ending Fund Balance)		15,302,082	2,510,143	2,541,903	4,541,218	24,895,346	19,255,473	621,745	2,553,903	4,710,318	27,141,439	
8	RECEIPTS/REVENUES		Acct #										
9	LOCAL SOURCES		1000	22,125,400	3,007,100	1,015,100	169,100	26,316,700				0	
10	FLOW-THROUGH RECEIPTS/REVENUES FROM ONE DISTRICT TO ANOTHER DISTRICT		2000	0	0	0	0					0	
11	STATE SOURCES		3000	7,777,650	0	600,000	0	8,377,650				0	
12	FEDERAL SOURCES		4000	2,942,952	0	0	0	2,942,952				0	
13	Total Receipts/Revenues			32,846,002	3,007,100	1,615,100	169,100	37,637,302	0	0	0	0	
14	DISBURSEMENTS/EXPENDITURES		Funct #										
15	INSTRUCTION		1000	15,961,257				15,961,257				0	
16	SUPPORT SERVICES		2000	11,064,707	4,895,498	1,603,100		17,563,305				0	
17	COMMUNITY SERVICES		3000	3,647	0	0		3,647				0	
18	PAYMENTS TO OTHER DISTRICTS & GOVT. UNITS		4000	1,863,000	0	0		1,863,000				0	
19	DEBT SERVICES		5000	0	0	0		0				0	
20	PROVISION FOR CONTINGENCIES		6000	0	0	0		0				0	
21	Total Disbursements/Expenditures			28,892,611	4,895,498	1,603,100		35,391,209	0	0	0	0	
22	Excess of Receipts/Revenue Over/(Under) Disbursements/Expenditures			3,953,391	(1,888,398)	12,000	169,100	2,246,093	0	0	0	0	
23	OTHER SOURCES/USES OF FUNDS												
24	OTHER SOURCES OF FUNDS (7000)			0	0	0	0	0				0	
25	OTHER USES OF FUNDS (8000)			0	0	0	0	0				0	
26	TOTAL OTHER SOURCES/USES OF FUNDS			0	0	0	0	0	0	0	0	0	
27	ESTIMATED ENDING FUND BALANCE			19,255,473	621,745	2,553,903	4,710,318	27,141,439	19,255,473	621,745	2,553,903	4,710,318	27,141,439

ILLINOIS STATE BOARD OF EDUCATION
School Business Services Division

	A	B	M	N	O	P	Q	R	S	T	U	V
1	*School Districts Only		ESTIMATED BUDGET FY2024-2025					ESTIMATED BUDGET FY2025-2026				
2	7016229016											
3	District Number											
4	Oak Lawn CHSD 229											
5	District Name											
6			Educational Fund	Operations & Maintenance Fund	Transportation Fund	Working Cash Fund	Total	Educational Fund	Operations & Maintenance Fund	Transportation Fund	Working Cash Fund	Total
7	ESTIMATED BEGINNING FUND BALANCE (must equal prior Ending Fund Balance)		19,255,473	621,745	2,553,903	4,710,318	27,141,439	19,255,473	621,745	2,553,903	4,710,318	27,141,439
8	RECEIPTS/REVENUES		Acct #									
9	LOCAL SOURCES		1000									
10	FLOW-THROUGH RECEIPTS/REVENUES FROM ONE DISTRICT TO ANOTHER DISTRICT		2000									
11	STATE SOURCES		3000									
12	FEDERAL SOURCES		4000									
13	Total Receipts/Revenues		0	0	0	0	0	0	0	0	0	0
14	DISBURSEMENTS/EXPENDITURES		Funct #									
15	INSTRUCTION		1000									
16	SUPPORT SERVICES		2000									
17	COMMUNITY SERVICES		3000									
18	PAYMENTS TO OTHER DISTRICTS & GOVT. UNITS		4000									
19	DEBT SERVICES		5000									
20	PROVISION FOR CONTINGENCIES		6000									
21	Total Disbursements/Expenditures		0	0	0	0	0	0	0	0	0	0
22	Excess of Receipts/Revenue Over/(Under) Disbursements/Expenditures		0	0	0	0	0	0	0	0	0	0
23	OTHER SOURCES/USES OF FUNDS											
24	OTHER SOURCES OF FUNDS (7000)											
25	OTHER USES OF FUNDS (8000)											
26	TOTAL OTHER SOURCES/USES OF FUNDS		0	0	0	0	0	0	0	0	0	0
27	ESTIMATED ENDING FUND BALANCE		19,255,473	621,745	2,553,903	4,710,318	27,141,439	19,255,473	621,745	2,553,903	4,710,318	27,141,439

	A	B	W	X	Y	Z
1	*School Districts Only		SUMMARY BUDGET ADDENDUM - DEFICIT REDUCTION PLAN ESTIMATED BUDGET Date of Adoption: <input type="text"/> <i>(Enter as MM/DD/YY)</i>			
2	7016229016					
3	District Number					
4	Oak Lawn CHSD 229					
5	District Name		FY2022-2023	FY2023-2024	FY2024-2025	FY2025-2026
6	ESTIMATED BEGINNING FUND BALANCE <i>(must equal prior Ending Fund Balance)</i>		24,895,346	27,141,439	27,141,439	27,141,439
7	RECEIPTS/REVENUES		Acct #			
8	LOCAL SOURCES		1000	26,316,700	0	0
9	FLOW-THROUGH RECEIPTS/REVENUES FROM ONE DISTRICT TO ANOTHER DISTRICT		2000	0	0	0
10	STATE SOURCES		3000	8,377,650	0	0
11	FEDERAL SOURCES		4000	2,942,952	0	0
12	Total Receipts/Revenues			37,637,302	0	0
13	DISBURSEMENTS/EXPENDITURES		Funct #			
14	INSTRUCTION		1000	15,961,257	0	0
15	SUPPORT SERVICES		2000	17,563,305	0	0
16	COMMUNITY SERVICES		3000	3,647	0	0
17	PAYMENTS TO OTHER DISTRICTS & GOVT. UNITS		4000	1,863,000	0	0
18	DEBT SERVICES		5000	0	0	0
19	PROVISION FOR CONTINGENCIES		6000	0	0	0
20	Total Disbursements/Expenditures			35,391,209	0	0
21	Excess of Receipts/Revenue Over/(Under) Disbursements/Expenditures			2,246,093	0	0
22	OTHER SOURCES/USES OF FUNDS					
23	OTHER SOURCES OF FUNDS (7000)			0	0	0
24	OTHER USES OF FUNDS (8000)			0	0	0
25	TOTAL OTHER SOURCES/USES OF FUNDS			0	0	0
26	ESTIMATED ENDING FUND BALANCE			27,141,439	27,141,439	27,141,439
27						

Deficit Reduction Plan-Background/Assumptions (School Districts Only)
Fiscal Year 2022-2023
through Fiscal Year 2025-2026

Oak Lawn CHSD 229 7016229016

Please complete the following schedule and include a brief description to identify any areas of the budget that will be impacted from one year to the next. If the deficit reduction plan relies upon new local revenues, identify contingencies for further budget reductions which will be enacted in the event those new revenues are not available.

1. Background and Narrative of Budget Reductions:

2. Assumptions Used in the Deficit Reduction Plan:

- EBF and Estimated New Tier Funding:

- Equal Assessed Valuation and Tax Rates:

- Employee Salaries and Benefits:

- Short- and Long-Term Borrowing:

- Educational Impact:

- Other Assumptions:


- Has the district considered shared services or outsourcing (Ex: Transportation, Insurance)? If yes, please explain:

REPORTING OF PUBLIC VENDOR CONTRACTS OF \$1,000 OR MORE (School Districts Only)

In accordance with the School Code, Section 10-20.21, all school districts are required to file a report listing 'vendor contracts' as an attachment to their budget. In this context, the te agreements that pertain to goods and services that were intended to generate additional revenue and other remunerations for the school district in excess of \$1,000, including withou attire, class rings, and photographic services. **The report is to list information regarding such contracts for the fiscal year immediately preceding the fiscal year of the budget.** All such approved by the school board.

[See: School Code, Section 10-20.21 - Contracts](#)

Name of Vendor	Product or Service Provided	Net Revenue	Non-Monetary Remuneration	Purpose of Proceeds
Pepsi	Cash and Product	20,000	70 Cases of Product	Student and Staff Support; Scholarships



Term "vendor contracts" refers to "all contracts and without limitation vending machine contracts, sports and other such contracts executed on or after July 1, 2007 must be

Distribution Method and Recipient of Non-Monetary Remunerations Distributed
--

District programs at the direction of the administration.

Reference Description

- 1
Each fund balance should correspond to the fund balance reflected on the books as of June 30th - Balance Sheet Accounts #720 and #730 (audit figures, if available).
- 2 Accounting and Financial Reporting for Certain Grants and Other Financial Assistance. The "On-Behalf" Payments should only be reflected on this page (Budget Summary, Lines 10 and 20).
- 3 Requires the secretary of the school board to notify the county clerk (within 30 days of the transfer approval) to abate an equal amount of taxes to be next extended. See Sec. 10-22.14 & 17-2.11.
- 3a Requires notification to the county clerk to abate an equal amount from taxes next extended. See section 10-22.14
- 4 Principal on Bonds Sold:
 - (1) Funding Bonds are to be entered in the fund or funds in which the liability occurs.
 - (2) Refunding Bonds can be entered in the Debt Services Fund only.
 - (3) Building Bonds can be entered in the Capital Projects Fund only.
 - (4) Fire Prevention and Safety Bonds can be entered in the Fire Prevention & Safety Fund only.
- 5 The proceeds from the sale of school sites, buildings, or other real estate shall be used first to pay the principal and interest on any outstanding bonds on the property being sold, and after all such bonds have been retired, the remaining proceeds from the sale next shall be used by the school board to meet any urgent district needs as determined under Sections 2-3.12 and 17-2.11 of the School Code. Once these issues have been addressed, any remaining proceeds may be used for any other authorized purpose and for deposit into any district fund.
- 6 The School Code, Section 10-22.44 prohibits the transfer of interest earned on the investment of "any funds for purposes of Illinois Municipal Retirement under the Pension Code." This prohibition does not include funds for Social Security and Medicare-only purposes. For additional requirements on interest earnings, see 23 Illinois Administrative Code, Part 100, Section 100.50.
- 7 Cash plus investments must be greater than or equal to zero.
- 8 For cash basis budgets, this total will equal the Budget Summary - Total Direct Receipts/Revenues (Line 9) plus Total Other Sources of Funds (Line 46).
- 9 For cash basis budgets, this total will equal the Budget Summary - Total Direct Disbursements/Expenditures (Line 19) plus Total Other Uses of Funds (Line 79).
- 10 Working Cash Fund loans may be made to any district fund for which taxes are levied (Section 20-5 of the School Code).
- 11 Include revenue accounts 1110 through 1115, 1117,1118 & 1120.
- 12 The School Code Section 17-2.2c. Tax for leasing educational facilities or computer technology or both, and for temporary relocation expense purposes.
- 13 Corporate personal property replacement tax revenue must be first applied to the Municipal Retirement/Social Security Fund to replace tax revenue lost due to the abolition of the corporate personal property tax (30 ILCS 115/12). This provision does not apply to taxes levied for Medicare-Only purposes.
- 14 Only tuition payments made to private facilities. See Functions 4200 or 4400 for estimated public facility disbursements/expenditures.
- 15 Payment towards the retirement of lease/purchase agreements or bonded/other indebtedness (principal only) otherwise reported within the fund - e.g.: alternate revenue bonds. (Describe & Itemize)
- 16 Only abolishment of Working Cash Fund must transfer its funds directly to the Educational Fund upon adoption of a resolution and at the close of the current school Year (see 105 ILCS 5/20-8 for further explanation)

Only abatement of working cash fund can transfer its funds to any fund in most need of money
(see 105 ILCS 5/20-10 for further explanation)

CHECK FOR ERRORS	
This worksheet checks various cells to assure that selected items are in balance.	
Out-of-balance conditions are marked here with an error message.	
<i>Once all errors are corrected, you may save your budget and submit to ISBE.</i>	
Budget Item References	Message
Are all errors corrected?	Please correct errors below
1. Deficit Reduction Plan (DefReductPlan 23-27 tab)	
Is Deficit Reduction Plan Required? (Joint Agreements do not complete Deficit Reduction Plan.)	Deficit Reduction Plan is not required
If required, is Deficit Reduction Plan completed? (DefReductPlan 23-27 tab)	
2. Cover Page (Cover tab)	
District Name must be selected from drop-down. (Cell H13) (Do not type full district name manually.)	OK
Accounting Basis must be selected on Cover sheet.	ERROR - CHOOSE ACCOUNTING BASIS
Dates (Day, Month, Year) must be input on Cover sheet.	ERROR - INPUT DATE(S)
Board Names must be typed on Cover sheet.	ERROR - TYPE BOARD NAMES
3. Budget Summary: Other Sources (BudgetSum 2-4 tab - Acct 7000) must equal Other Uses (BudgetSum 2-4 tab - Acct 8000).	
Estimated Beginning Fund Balance July, 1 2022 for all Funds (Cells C3 - K3) (Line must have a number or zero. Do not leave blank.)	OK
Estimated Activity Fund Beginning Fund Balance July, 1 2022 (Cell C83) (Cell must have a number or zero. Do not leave blank.)	OK
Transfer Among Funds (Funds 10, 20, 40 - Acct 7130 - Cells C29, D29, F29), must equal (Funds 10, 20 & 40 - Acct 8130 - Cells C52, D52, F52).	OK
Transfer of interest (Funds 10 thru 90 - Acct 7140 - Cells C30:K30), must equal (Funds 10 thru 60, & 80 - Acct 8140 - Cells C53:H53, J53).	OK
Transfer to Debt Service to Pay Principal on GASB 87 Leases (Fund 30 - Acct 7400 - Cell E39) must equal (Funds 10, 20 & 60 - Acct 8400 - Cells C57:H60).	OK
Transfer to Debt Service to Pay Interest on GASB 87 Leases (Fund 30 - Acct 7500 - Cell E40) must equal (Funds 10, 20 & 60 - Acct 8500 - Cells C61:H64).	OK
Transfer to Debt Service Fund to Pay Principal on Revenue Bonds (Fund 30 - Acct 7600 - Cell E41) must equal (Funds 10 & 20 - Acct 8600 - Cells C65:D68).	OK
Transfer to Debt Service to Pay Interest on Revenue Bonds (Fund 30 - Acct 7700 - Cell E42) must equal (Funds 10 & 20 - Acct 8700 - Cells C69:D72).	OK
Transfer to Capital Projects Fund (Fund 60 - Acct 7800 - Cell H43) must equal (Fund 10 & 20, Acct 8800 - Cells C73:D76).	OK
4. Summary of Cash Transactions: Beginning Cash Balance on Hand July 1, 2022 (CashSum 5 tab, All Funds) cannot be negative.	
Educational (Fund 10 - Cell C3)	OK
Operations & Maintenance (Fund 20 - Cell D3)	OK
Debt Service (Fund 30 - Cell E3)	OK
Transportation (Fund 40 - Cell F3)	OK
Municipal Retirement/Social Security (Fund 50 - Cell G3)	OK
Capital Projects (Fund 60 - Cell H3)	OK
Working Cash (Fund 70 - Cell I3)	OK
Tort (Fund 80 - Cell J3)	OK
Fire Prevention & Safety (Fund 90 - Cell K3)	OK
Activity Funds (Cell C23)	OK
5. Summary of Cash Transactions: Ending Cash Balance on Hand June 30, 2023 (CashSum 5 tab - All Funds) cannot be negative.	
Educational (Fund 10 - Cell C21)	OK
Operations & Maintenance (Fund 20 - Cell D21)	OK
Debt Service (Fund 30 - Cell E21)	OK
Transportation (Fund 40 - Cell F21)	OK
Municipal Retirement/Social Security (Fund 50 - Cell G21)	OK
Capital Projects (Fund 60 - Cell H21)	OK
Working Cash (Fund 70 - Cell I21)	OK
Tort (Fund 80 - Cell J21)	OK
Fire Prevention & Safety (Fund 90 - Cell K21)	OK
6. Summary of Cash Transactions: Other Receipts (CashSum 5 tab) must equal Other Disbursements (CashSum 5 tab).	
Interfund Loans Payable (Funds 10:60, 80, 90 - Acct 411 - Cells C6:H6, J6:K6) must equal Interfund Loans Receivable (Funds 10:20, 40, 70 - Acct 141 - Cells C15:D15, F15, I15).	OK
Interfund Loans Receivable (Funds 10, 20, 40, 70 - Acct 141 - Cells C7:D7, F7, I7) must equal Interfund Loans Payable (Funds 10:60, 80, 90 - Acct 411 - Cells C16:H16, J16, K16).	OK
7. Estimated Revenue (EstRev 6-11 tab)	
Amounts must be input for revenue.	OK
8. Estimated Expenditures (EstExp 12-20 tab)	
Amounts must be input for expenditures.	OK
9. Itemization Notes: Revenues/Expenditures reported that require note on Itemize 21 tab.	
Include brief note(s) describing revenue source/expenditure use.	OK

End of Balancing